

# Zertifikat

# Certificate



Zertifikat Nr. *Certificate No.*  
S 60151564

Blatt *Sheet*  
0001

Ihr Zeichen *Client Reference*

Unser Zeichen *Our Reference*  
0010--60360848 002

Längstens gültig bis

*Latest expiration date*  
(day/mo/yr)  
09.09.2025

Genehmigungsinhaber *License Holder*

Lista AG  
Fabrikstr. 1  
8586 Erlen  
Schweiz

Fertigungsstätte *Manufacturing Plant*

Lista AG  
Fabrikstr. 1  
8586 Erlen  
Schweiz

Prüfzeichen *Test Mark*



www.tuv.com  
ID 1111228830

Geprüft nach *Tested acc. to*

DIN 4548/10.16  
DIN 5054/12.19  
AfPS GS 2019:01 PAK

Zertifiziertes Produkt (Geräteidentifikation)  
*Certified Product (Product Identification)*

Lizenzentgelte - Einheit  
*License Fee - Unit*

Schrank / Drawer cabinets made of steel

designation: Lista  
drawer cabinet stationary and mobile,  
with hinged and sliding doors

17

types: see annex 1 to certificate

material: steel sheet DC01

load capacity: drawers: 75 or 200 kg  
adjustable shelves: 200 kg

- stationary drawer cabinets with bottom anchoring base

replaces certificate S 60094755\_0001 and \_0002

17

ANLAGE (Appendix): 1; Seite/page 1-21

Dem Zertifikat liegt unsere Prüf- und Zertifizierungsordnung zugrunde.  
Produkt und Fertigungsstätte erfüllen § 20 und § 21 des  
Produktsicherheitsgesetzes.

*This certificate is based on our Testing and Certification Regulation.  
Product and production fulfill par § 20 and § 21 of the  
Product Safety Law.*

TÜV Rheinland LGA Products GmbH, Tillystraße 2, 90431 Nürnberg

Tel.: +49 221 806-1371 e-mail: cert-validity@de.tuv.com  
Fax: +49 221 806-3935 http://www.tuv.com/safety

Übersetzung/Translation

Ausstellungsdatum *Date of Issue* : 10.09.2020 (day/mo/yr)

Zertifizierungsstelle



# Anlage / Appendix 1 zu / to

Zertifikat / Certificate  
**60151564**

Blatt / Page  
**0001**

Ihr Zeichen / Client Reference

Unser Zeichen / Our Reference

Ausstellungsdatum / Date of issue

0010 - - 60360848 002

10.09.2020









## Drawer cabinets stationary and mobile

**18 × 27 E**

**W → 411 mm**

**D ↗ 572 mm**

 306 × 459 mm

	<b>H ↑</b>	Number of drawers mm			Art. no. 
	283	2: 1 × 50 / 1 × 150	75	KEY Lock	78.400.XXX
	283	2: 2 × 100	75	KEY Lock	78.402.XXX
	283	3: 1 × 50 / 2 × 75	75	KEY Lock	78.404.XXX
	383	3: 1 × 50 / 1 × 100 / 1 × 150	75	KEY Lock	78.406.XXX
	383	3: 2 × 75 / 1 × 150	75	KEY Lock	78.408.XXX
	383	4: 1 × 50 / 2 × 75 / 1 × 100	75	KEY Lock	78.410.XXX
	533	4: 1 × 50 / 1 × 100 / 2 × 150	75	KEY Lock	78.414.XXX
	700	3: 1 × 100 / 1 × 200 / 1 × 300	75	KEY Lock	78.418.XXX
	700	5: 2 × 75 / 3 × 150	75	KEY Lock	78.420.XXX
	723	4: 1 × 50 / 1 × 100 / 2 × 150	75	KEY Lock	78.423.XXX
	723	5: 2 × 50 / 2 × 100 / 1 × 150	75	KEY Lock	78.425.XXX
	840	6: 2 × 50 / 2 × 75 / 2 × 150	75	KEY Lock	78.427.XXX

Übersetzung/Translation

Seite / Page 1 von / of 21

# Anlage / Appendix 1 zu / to

Zertifikat / Certificate  
**60151564**

Blatt / Page  
**0001**

Ihr Zeichen / Client Reference


Unser Zeichen / Our Reference

Ausstellungsdatum / Date of issue





0010 - - 60360848 002

10.09.2020


**27 x 27 E**    **W** → 564 mm    **D** ↗ 572 mm

 459 x 459 mm



	Number of drawers mm			Art. no. 
283	2: 1 x 50 / 1 x 150	75	KEY Lock	78.461.XXX
283	2: 2 x 100	75	KEY Lock	78.463.XXX
283	3: 2 x 50 / 1 x 100	75	KEY Lock	78.465.XXX
383	2: 1 x 100 / 1 x 200	75	KEY Lock	78.467.XXX
383	3: 1 x 50 / 1 x 100 / 1 x 150	75	KEY Lock	78.469.XXX
383	4: 1 x 50 / 2 x 75 / 1 x 100	75	KEY Lock	78.471.XXX
700	6: 1 x 50 / 2 x 75 / 2 x 100 / 1 x 200	75	KEY Lock	78.486.XXX
800	4: 2 x 100 / 1 x 200 / 1 x 300	75	KEY Lock	78.289.XXX
800	5: 1 x 50 / 2 x 100 / 1 x 150 / 1 x 300	75	KEY Lock	78.882.XXX
850	4: 1 x 100 / 1 x 150 / 1 x 200 / 1 x 300	75	KEY Lock	79.380.XXX
850	5: 1 x 100 / 3 x 150 / 1 x 200	75	KEY Lock	14.256.XXX
850	6: 2 x 75 / 2 x 100 / 2 x 200	75	KEY Lock	14.258.XXX
850	6: 1 x 50 / 2 x 100 / 2 x 150 / 1 x 200	75	KEY Lock	78.953.XXX
850	7: 2 x 75 / 3 x 100 / 2 x 150	75	KEY Lock	14.252.XXX
850	8: 1 x 50 / 2 x 75 / 4 x 100 / 1 x 150	75	KEY Lock	14.250.XXX
723	4: 1 x 50 / 1 x 75 / 1 x 125 / 1 x 200	75	KEY Lock	78.489.XXX
723	5: 1 x 50 / 2 x 75 / 1 x 100 / 1 x 150	75	KEY Lock	78.491.XXX
840	6: 2 x 50 / 2 x 75 / 2 x 150	75	KEY Lock	78.493.XXX
890	5: 4 x 100 / 1 x 200	75	KEY Lock	14.249.XXX
890	6: 1 x 50 / 2 x 75 / 2 x 100 / 1 x 200	75	KEY Lock	14.247.XXX
890	6: 2 x 75 / 3 x 100 / 1 x 150	75	KEY Lock	14.245.XXX

www.lista.com

 For colour information see fold-out page. When ordering, please use the desired three-digit colour code (instead of XXX).

Übersetzung/Translation

Seite / Page 2 von / of 21

17.11  
A.Henning



**Anlage / Appendix 1 zu / to**

Zertifikat / Certificate  
**60151564**

Blatt / Page  
**0001**

Ihr Zeichen / Client Reference

Unser Zeichen / Our Reference

Ausstellungsdatum / Date of issue


0010 - - 60360848 002

10.09.2020




**36 × 27 E**

**W** → 717 mm

**D** ↗ 572 mm

 612 × 459 mm



	<b>H</b> ↑	Number of drawers mm			Art. no.	
700	5:	1 × 50 / 2 × 100 / 1 × 150 / 1 × 200	75	KEY Lock	78.556.XXX	
700	5:	2 × 75 / 2 × 100 / 1 × 250	75	KEY Lock	78.560.XXX	
700	6:	2 × 75 / 3 × 100 / 1 × 150	75	KEY Lock	78.564.XXX	
850	7:	1 × 50 / 2 × 75 / 2 × 100 / 1 × 150 / 1 × 200	75	KEY Lock	78.568.XXX	
850	7:	2 × 75 / 2 × 100 / 2 × 125 / 1 × 150	75	KEY Lock	78.572.XXX	
850	8:	4 × 75 / 3 × 100 / 1 × 150	75	KEY Lock	78.576.XXX	
1000	7:	1 × 50 / 2 × 75 / 2 × 100 / 1 × 200 / 1 × 300	75	KEY Lock	78.580.XXX	
1000	7:	2 × 75 / 1 × 100 / 3 × 150 / 1 × 200	75	KEY Lock	78.584.XXX	
1000	8:	1 × 50 / 2 × 75 / 3 × 100 / 1 × 150 / 1 × 250	75	KEY Lock	78.588.XXX	
962	5:	1 × 50 / 2 × 100 / 1 × 150 / 1 × 200	75	KEY Lock	78.604.XXX	
962	5:	2 × 75 / 2 × 100 / 1 × 250	75	KEY Lock	78.608.XXX	
962	6:	2 × 75 / 3 × 100 / 1 × 150	75	KEY Lock	78.606.XXX	

Übersetzung/Translation

Seite / Page 3 von / of 21



# Anlage / Appendix 1 zu / to

Zertifikat / Certificate

Blatt / Page

60151564

0001

Ihr Zeichen / Client Reference

Unser Zeichen / Our Reference

Ausstellungsdatum / Date of issue

0010 - - 60360848 002

10.09.2020

**54 x 27 E**

**W** → 1023 mm

**D** ↗ 572 mm

 918 x 459 mm



<b>H</b> ↑	Number of drawers	mm	<b>kg</b>	Lock	Art. no.
850	5: 3 × 100 / 1 × 150 / 1 × 300**		75	KEY Lock	78.742.XXX
850	5: 3 × 100 / 1 × 150 / 1 × 300		200	KEY Lock	78.744.XXX
850	6: 2 × 75 / 2 × 100 / 1 × 150 / 1 × 250**		75	KEY Lock	78.746.XXX
850	6: 2 × 75 / 2 × 100 / 1 × 150 / 1 × 250		200	KEY Lock	78.748.XXX
850	7: 1 × 50 / 2 × 75 / 2 × 100 / 1 × 150 / 1 × 200		75	KEY Lock	78.750.XXX
850	7: 1 × 50* / 2 × 75 / 2 × 100 / 1 × 150 / 1 × 200		200	KEY Lock	78.752.XXX
1000	6: 3 × 100 / 2 × 150 / 1 × 300**		75	KEY Lock	78.754.XXX
1000	6: 3 × 100 / 2 × 150 / 1 × 300		200	KEY Lock	78.756.XXX
1000	7: 2 × 75 / 1 × 100 / 3 × 150 / 1 × 200		75	KEY Lock	78.758.XXX
1000	7: 2 × 75 / 1 × 100 / 3 × 150 / 1 × 200		200	KEY Lock	78.760.XXX
1000	8: 2 × 75 / 4 × 100 / 1 × 150 / 1 × 200		75	KEY Lock	78.762.XXX
1000	8: 2 × 75 / 4 × 100 / 1 × 150 / 1 × 200		200	KEY Lock	78.764.XXX
1450	9: 2 × 75 / 2 × 100 / 2 × 150 / 2 × 200 / 1 × 300**		75	KEY Lock	78.766.XXX
1450	9: 2 × 75 / 2 × 100 / 2 × 150 / 2 × 200 / 1 × 300		200	KEY Lock	78.768.XXX
1450	10: 2 × 75 / 3 × 100 / 2 × 150 / 3 × 200		75	KEY Lock	78.770.XXX
1450	10: 2 × 75 / 3 × 100 / 2 × 150 / 3 × 200		200	KEY Lock	78.772.XXX
1450	11: 2 × 75 / 5 × 100 / 2 × 150 / 2 × 200		75	KEY Lock	78.774.XXX
1450	11: 2 × 75 / 5 × 100 / 2 × 150 / 2 × 200		200	KEY Lock	78.776.XXX
962	4: 1 × 100 / 2 × 150 / 1 × 200		75	KEY Lock	78.778.XXX
962	5: 2 × 75 / 1 × 100 / 1 × 150 / 1 × 200		75	KEY Lock	78.780.XXX
962	6: 2 × 75 / 3 × 100 / 1 × 150		75	KEY Lock	78.782.XXX

Übersetzung/Translation

Seite / Page 4 von / of 21

**Anlage / Appendix 1 zu / to**

Zertifikat / Certificate  
60151564

Blatt / Page  
0001

Ihr Zeichen / Client Reference

Unser Zeichen / Our Reference

Ausstellungsdatum / Date of issue

0010 - - 60360848 002

10.09.2020

**18 x 36 E**

**W** → 411 mm

**D** ↗ 725 mm



306 x 612 mm



**H** ↑ Number of drawers mm   Art. no. 

283 2: 1 x 50 / 1 x 150 75 KEY Lock 78.431.XXX

283 2: 2 x 100 75 KEY Lock 78.433.XXX

283 3: 1 x 50 / 2 x 75 75 KEY Lock 78.435.XXX

383 3: 2 x 75 / 1 x 150 75 KEY Lock 78.437.XXX

383 3: 1 x 50 / 1 x 100 / 1 x 150 75 KEY Lock 78.439.XXX

383 4: 1 x 50 / 2 x 75 / 1 x 100 75 KEY Lock 78.441.XXX

700 3: 2 x 150 / 1 x 300 75 KEY Lock 78.447.XXX

700 5: 2 x 75 / 3 x 150 75 KEY Lock 78.449.XXX

723 4: 1 x 50 / 1 x 100 / 2 x 150 75 KEY Lock 78.453.XXX

723 5: 2 x 50 / 2 x 100 / 1 x 150 75 KEY Lock 78.455.XXX

840 6: 2 x 50 / 2 x 75 / 2 x 150 75 KEY Lock 78.457.XXX

890 5: 2 x 75 / 3 x 150 75 KEY Lock 78.459.XXX

Übersetzung/Translation

Seite / Page 5 von / of 21

A. Henning



**Anlage / Appendix 1 zu / to**
**Zertifikat / Certificate**
**Blatt / Page**
**60151564**
**0001**
**Ihr Zeichen / Client Reference**
**Unser Zeichen / Our Reference**
**Ausstellungsdatum / Date of issue**

0010 - - 60360848 002

10.09.2020

**27 x 36 E**      **W** → 564 mm      **D** ↗ 725 mm

 459 x 612 mm

**H** ↑

**Number of drawers mm**


**Art. no.**



283 2: 1×50/1×150

75

KEY Lock

**78.497.XXX**

283 2: 2×100

75

KEY Lock

**78.499.XXX**


383 3: 1×50/1×100/1×150

75

KEY Lock

**14.437.XXX**

383 3: 2×75/1×150

75

KEY Lock

**78.505.XXX**


533 4: 1×50/2×100/1×200

75

KEY Lock

**15.009.XXX**

533 5: 1×50/2×75/1×100/1×150

75

KEY Lock

**78.511.XXX**


700 5: 2×75/1×100/1×150/1×200

75

KEY Lock

**78.518.XXX**

700 4: 1×100/2×150/1×200

75

KEY Lock

**14.350.XXX**

700 6: 1×50/2×75/2×100/1×200

75

KEY Lock

**14.352.XXX**


800 4: 2×100/1×200/1×300

75

KEY Lock

**14.371.XXX**

800 5: 1×50/2×100/1×150/1×300

75

KEY Lock

**14.368.XXX**

800 6: 2×75/2×100/1×150/1×200

75

KEY Lock

**78.522.XXX**

800 7: 1×50/2×75/2×100/2×150

75

KEY Lock

**14.354.XXX**

800 7: 2×75/4×100/1×150

75

KEY Lock

**14.367.XXX**

 800 1: 1×100 + 1 door 600, right /  
1 adjustable shelf / 1 pull-out shelf

75

KEY Lock

**78.524.XXX**


850 4: 3×150/1×300

75

KEY Lock

**78.525.XXX**

850 5: 1×50/2×100/1×200/1×300

75

KEY Lock

**78.527.XXX**

850 6: 1×75/3×100/1×125/1×250

75

KEY Lock

**78.529.XXX**

850 5: 2×100/1×150/2×200

75

KEY Lock

**14.399.XXX**

850 6: 1×50/2×100/2×150/1×200

75

KEY Lock

**14.407.XXX**

850 7: 1×50/2×75/2×100/1×150/1×200

75

KEY Lock

**14.404.XXX**

850 7: 2×75/3×100/2×150

75

KEY Lock

**14.405.XXX**

850 8: 1×50/2×75/4×100/1×150

75

KEY Lock

**14.403.XXX**
**Übersetzung/Translation**

Seite / Page 6 von / of 21

 17.1-1  
**A.Henning**


# Anlage / Appendix 1 zu / to

Zertifikat / Certificate  
**60151564**

Blatt / Page  
**0001**

Ihr Zeichen / Client Reference

Unser Zeichen / Our Reference

Ausstellungsdatum / Date of issue


0010 -- 60360848 002

10.09.2020




**27 x 36 E**

**W → 564 mm**

**D ↗ 725 mm**

 459 x 612 mm



	<b>H ↑</b> Number of drawers mm			Art. no. 
<b>723</b>	4: 1 x 50 / 2 x 100 / 1 x 200	75	KEY Lock	<b>14.281.XXX</b>
<b>723</b>	5: 2 x 50 / 2 x 100 / 1 x 150	75	KEY Lock	<b>14.331.XXX</b>
<b>723</b>	6: 2 x 50 / 2 x 75 / 2 x 100	75	KEY Lock	<b>14.347.XXX</b>
<b>890</b>	5: 2 x 75 / 1 x 100 / 1 x 150 / 1 x 200	75	KEY Lock	<b>78.546.XXX</b>
<b>890</b>	6: 1 x 50 / 2 x 75 / 2 x 100 / 1 x 200	75	KEY Lock	<b>78.548.XXX</b>
<b>990</b>	5: 1 x 50 / 2 x 100 / 1 x 150 / 1 x 300	75	KEY Lock	<b>14.374.XXX</b>
<b>990</b>	5: 3 x 100 / 2 x 200	75	KEY Lock	<b>14.397.XXX</b>
<b>990</b>	7: 1 x 50 / 2 x 75 / 2 x 100 / 2 x 150	75	KEY Lock	<b>14.372.XXX</b>
<b>990</b>	7: 2 x 75 / 4 x 100 / 1 x 150	75	KEY Lock	<b>14.373.XXX</b>

Übersetzung/Translation

Seite / Page 7 von / of 21

17.11  
A.Henning





**Anlage / Appendix 1 zu / to**

Zertifikat / Certificate  
**60151564**

Blatt / Page  
**0001**

Ihr Zeichen / Client Reference

Unser Zeichen / Our Reference

Ausstellungsdatum / Date of issue

0010 - - 60360848 002

10.09.2020




**36 × 36 E**

**W** → 717 mm

**D** ↗ 725 mm

 612 × 612 mm



<b>H</b> ↑	Number of drawers	mm			Art. no.	
800	4: 1 × 100 / 2 × 150 / 1 × 300		75	KEY Lock	<b>78.632.XXX</b>	
800	6: 2 × 75 / 2 × 100 / 1 × 150 / 1 × 200		75	KEY Lock	<b>78.636.XXX</b>	
850	4: 1 × 100 / 1 × 150 / 1 × 200 / 1 × 300		75	KEY Lock	<b>79.382.XXX</b>	
850	4: 1 × 100 / 1 × 150 / 1 × 200 / 1 × 300		200	KEY Lock	<b>79.498.XXX</b>	
850	5: 1 × 50 / 2 × 100 / 1 × 200 / 1 × 300		75	KEY Lock	<b>14.411.XXX</b>	
850	5: 1 × 50* / 2 × 100 / 1 × 200 / 1 × 300		200	KEY Lock	<b>14.505.XXX</b>	
850	5: 1 × 100 / 3 × 150 / 1 × 200		75	KEY Lock	<b>14.410.XXX</b>	
850	5: 1 × 100 / 3 × 150 / 1 × 200		200	KEY Lock	<b>14.504.XXX</b>	
850	7: 1 × 50 / 2 × 75 / 2 × 100 / 1 × 150 / 1 × 200		75	KEY Lock	<b>78.640.XXX</b>	
850	7: 1 × 50* / 2 × 75 / 2 × 100 / 1 × 150 / 1 × 200		200	KEY Lock	<b>78.642.XXX</b>	
850	7: 2 × 75 / 3 × 100 / 2 × 150		75	KEY Lock	<b>14.409.XXX</b>	
850	7: 2 × 75 / 3 × 100 / 2 × 150		200	KEY Lock	<b>14.503.XXX</b>	
850	8: 1 × 50 / 2 × 75 / 4 × 100 / 1 × 150		75	KEY Lock	<b>14.408.XXX</b>	
850	8: 1 × 50* / 2 × 75 / 4 × 100 / 1 × 150		200	KEY Lock	<b>14.502.XXX</b>	

\* Load capacity max. 75 kg

Übersetzung/Translation

Seite / Page 8 von / of 21



# Anlage / Appendix 1 zu / to

Zertifikat / Certificate  
**60151564**

Blatt / Page  
**0001**

Ihr Zeichen / Client Reference

Unser Zeichen / Our Reference

Ausstellungsdatum / Date of issue


0010 - - 60360848 002

10.09.2020




**36 x 36 E**

**W** → 717 mm

**D** ↗ 725 mm

 612 x 612 mm



<b>H</b> ↑	Number of drawers	mm			Art. no.	
1000	6: 1 x 50/3 x 150/2 x 200		75	KEY Lock	14.417.XXX	
1000	6: 1 x 50*/3 x 150/2 x 200		200	KEY Lock	14.510.XXX	
1000	6: 1 x 100/4 x 150/1 x 200		75	KEY Lock	14.415.XXX	
1000	6: 1 x 100/4 x 150/1 x 200		200	KEY Lock	14.509.XXX	
1000	7: 1 x 50/2 x 75/2 x 100/1 x 200/1 x 300		75	KEY Lock	14.416.XXX	
1000	7: 1 x 50*/2 x 75/2 x 100/1 x 200/1 x 300		200	KEY Lock	18.205.XXX	
1000	8: 1 x 50/2 x 75/2 x 100/2 x 150/1 x 200		75	KEY Lock	14.414.XXX	
1000	8: 1 x 50*/2 x 75/2 x 100/2 x 150/1 x 200		200	KEY Lock	14.508.XXX	
1000	8: 2 x 75/3 x 100/3 x 150		75	KEY Lock	14.412.XXX	
1000	8: 2 x 75/3 x 100/3 x 150		200	KEY Lock	14.506.XXX	
1000	9: 9 x 100		75	KEY Lock	78.648.XXX	
1000	9: 9 x 100		200	KEY Lock	78.650.XXX	
1000	10: 1 x 50/2 x 75/7 x 100		75	KEY Lock	14.413.XXX	
1000	10: 1 x 50*/2 x 75/7 x 100		200	KEY Lock	14.507.XXX	
1450	9: 2 x 75/2 x 100/2 x 150/2 x 200/1 x 300		75	KEY Lock	78.309.XXX	
1450	9: 2 x 75/2 x 100/2 x 150/2 x 200/1 x 300		200	KEY Lock	14.511.XXX	
1450	9: 3 x 100/5 x 150/1 x 300		75	KEY Lock	78.311.XXX	
1450	9: 3 x 100/5 x 150/1 x 300		200	KEY Lock	13.106.XXX	
1450	10: 1 x 50/5 x 100/4 x 200		75	KEY Lock	78.313.XXX	
1450	10: 1 x 50*/5 x 100/4 x 200		200	KEY Lock	14.512.XXX	
890	3: 1 x 100/1 x 200/1 x 300		200	KEY Lock	69.927.XXX	
890	5: 1 x 50/2 x 100/1 x 150/1 x 200		75	KEY Lock	69.928.XXX	
890	6: 2 x 75/3 x 100/1 x 150		75	KEY Lock	69.929.XXX	
962	5: 1 x 50/2 x 100/1 x 150/1 x 200		75	KEY Lock	78.652.XXX	
1112	7: 2 x 75/2 x 100/2 x 125/1 x 150		75	KEY Lock	78.666.XXX	
1112	8: 4 x 75/3 x 100/1 x 150		75	KEY Lock	78.668.XXX	

Übersetzung/Translation

Seite / Page 9 von / of 21

**Anlage / Appendix 1 zu / to**

**Zertifikat / Certificate**  
**60151564**

**Blatt / Page**  
**0001**

**Ihr Zeichen / Client Reference**

**Unser Zeichen / Our Reference**

**Ausstellungsdatum / Date of issue**

0010 - - 60360848 002

10.09.2020

**45 x 36 E**

**W → 870 mm**

**D ↗ 725 mm**

 765 x 612 mm



<b>H ↑</b>	<b>Number of drawers mm</b>	<b>kg</b>	<b>Lock</b>	<b>Art. no.</b>
850	7: 1×50/2×75/2×100/1×150/1×200	75	KEY Lock	<b>78.686.XXX</b>
850	7: 1×50*/2×75/2×100/1×150/1×200	200	KEY Lock	<b>78.688.XXX</b>
850	7: 2×75/2×100/2×125/1×150	75	KEY Lock	<b>78.690.XXX</b>
850	7: 2×75/2×100/2×125/1×150	200	KEY Lock	<b>78.692.XXX</b>
850	8: 4×75/3×100/1×150	75	KEY Lock	<b>78.682.XXX</b>
850	8: 4×75/3×100/1×150	200	KEY Lock	<b>78.684.XXX</b>
1000	7: 1×50/2×75/2×100/1×200/1×300	75	KEY Lock	<b>78.694.XXX</b>
1000	7: 1×50*/2×75/2×100/1×200/1×300	200	KEY Lock	<b>78.696.XXX</b>
1000	8: 1×50/2×75/3×100/1×150/1×250**	75	KEY Lock	<b>78.698.XXX</b>
1000	8: 1×50*/2×75/3×100/1×150/1×250	200	KEY Lock	<b>78.700.XXX</b>
1000	8: 3×50/2×75/2×100/1×150/1×250**	75	KEY Lock	<b>78.702.XXX</b>
1000	8: 3×50*/2×75/2×100/1×150/1×250	200	KEY Lock	<b>78.704.XXX</b>
1450	9: 3×100/5×150/1×300**	75	KEY Lock	<b>78.706.XXX</b>
1450	9: 3×100/5×150/1×300	200	KEY Lock	<b>78.708.XXX</b>
1450	9: 9×150	75	KEY Lock	<b>78.710.XXX</b>
1450	9: 9×150	200	KEY Lock	<b>78.712.XXX</b>
1450	13: 4×75/6×100/3×150	75	KEY Lock	<b>78.714.XXX</b>
1450	13: 4×75/6×100/3×150	200	KEY Lock	<b>78.716.XXX</b>

\* Load capacity max. 75 kg

\*\* Load capacity 200 kg

Übersetzung/Translation

Seite / Page 10 von / of 21

**Anlage / Appendix 1 zu / to**
**Zertifikat / Certificate**  
**60151564**
**Blatt / Page**  
**0001**
**Ihr Zeichen / Client Reference**
**Unser Zeichen / Our Reference**
**Ausstellungsdatum / Date of issue**

0010 -- 60360848 002

10.09.2020

**54 x 36 E**
**W → 1023 mm**
**D ↗ 725 mm**

 918 x 612 mm


	<b>H ↑</b>	<b>Number of drawers</b>	<b>mm</b>	<b>kg</b>	<b>Lock</b>	<b>Art. no.</b>
	850	5: 3 × 100 / 1 × 150 / 1 × 300**		75	KEY Lock	78.796.XXX
	850	5: 3 × 100 / 1 × 150 / 1 × 300		200	KEY Lock	78.798.XXX
	850	6: 2 × 75 / 2 × 100 / 1 × 150 / 1 × 250**		75	KEY Lock	78.800.XXX
	850	6: 2 × 75 / 2 × 100 / 1 × 150 / 1 × 250		200	KEY Lock	78.802.XXX
	850	7: 1 × 50 / 2 × 75 / 2 × 100 / 1 × 150 / 1 × 200		75	KEY Lock	78.804.XXX
	850	7: 1 × 50* / 2 × 75 / 2 × 100 / 1 × 150 / 1 × 200		200	KEY Lock	78.806.XXX
	1000	5: 2 × 100 / 2 × 200 / 1 × 300**		75	KEY Lock	79.390.XXX
	1000	5: 2 × 100 / 2 × 200 / 1 × 300		200	KEY Lock	79.392.XXX
	1000	6: 1 × 100 / 4 × 150 / 1 × 200		75	KEY Lock	78.291.XXX
	1000	6: 1 × 100 / 4 × 150 / 1 × 200		200	KEY Lock	14.515.XXX
	1000	7: 1 × 50 / 2 × 75 / 2 × 100 / 1 × 200 / 1 × 300**		75	KEY Lock	78.292.XXX
	1000	7: 1 × 50* / 2 × 75 / 2 × 100 / 1 × 200 / 1 × 300		200	KEY Lock	14.516.XXX
	1000	8: 1 × 50 / 2 × 75 / 2 × 100 / 2 × 150 / 1 × 200		75	KEY Lock	78.293.XXX
	1000	8: 1 × 50* / 2 × 75 / 2 × 100 / 2 × 150 / 1 × 200		200	KEY Lock	12.541.XXX
	1000	8: 2 × 75 / 3 × 100 / 3 × 150		75	KEY Lock	78.294.XXX
	1000	8: 2 × 75 / 3 × 100 / 3 × 150		200	KEY Lock	14.513.XXX
	1000	10: 1 × 50 / 2 × 75 / 7 × 100		75	KEY Lock	78.295.XXX
	1000	10: 1 × 50* / 2 × 75 / 7 × 100		200	KEY Lock	14.514.XXX
	1450	9: 2 × 75 / 2 × 100 / 2 × 150 / 2 × 200 / 1 × 300**		75	KEY Lock	78.296.XXX
	1450	9: 2 × 75 / 2 × 100 / 2 × 150 / 2 × 200 / 1 × 300		200	KEY Lock	12.550.XXX
	1450	9: 3 × 100 / 5 × 150 / 1 × 300**		75	KEY Lock	78.297.XXX
	1450	9: 3 × 100 / 5 × 150 / 1 × 300		200	KEY Lock	14.518.XXX
	1450	10: 1 × 50 / 5 × 100 / 4 × 200		75	KEY Lock	78.298.XXX
	1450	10: 1 × 50* / 5 × 100 / 4 × 200		200	KEY Lock	14.519.XXX

Übersetzung/Translation

Seite / Page 11 von / of 21



**Anlage / Appendix 1 zu / to**
**Zertifikat / Certificate**
**Blatt / Page**
**60151564**
**0001**
**Ihr Zeichen / Client Reference**
**Unser Zeichen / Our Reference**
**Ausstellungsdatum / Date of issue**




0010 -- 60360848 002

10.09.2020

**64 × 36 E**
**W** → 1193 mm

**D** ↗ 725 mm

 1088 × 612 mm


	<b>H</b> ↑	Number of drawers mm			Art. no. 
1000	7:	2 × 75 / 2 × 100 / 1 × 150** / 2 × 200**	75	KEY Lock	78.826.XXX
1000	7:	2 × 75 / 2 × 100 / 1 × 150 / 2 × 200	200	KEY Lock	78.828.XXX
1000	8:	2 × 75 / 4 × 100 / 1 × 150** / 1 × 200**	75	KEY Lock	78.830.XXX
1000	8:	2 × 75 / 4 × 100 / 1 × 150 / 1 × 200	200	KEY Lock	78.832.XXX
1000	8:	2 × 75 / 3 × 100 / 3 × 150**	75	KEY Lock	78.834.XXX
1000	8:	2 × 75 / 3 × 100 / 3 × 150	200	KEY Lock	78.836.XXX






1450	10:	2 × 150 / 1 × 125 / 1 × 75 / 3 × 100 / 1 × 150 / 2 × 200	200	KEY Lock	78.838.XXX
1450	11:	1 × 150 / 1 × 125 / 1 × 75 / 5 × 100 / 2 × 150 / 1 × 200	200	KEY Lock	78.840.XXX
1450	12:	1 × 150 / 1 × 125 / 3 × 75 / 5 × 100 / 1 × 150 / 1 × 200	200	KEY Lock	78.842.XXX

\*\* Load capacity 200 kg

**78 × 36 E**
**W** → 1431 mm

**D** ↗ 725 mm

 1326 × 612 mm


	<b>H</b> ↑	Number of drawers mm			Art. no. 
1000	5:	2 × 100 / 2 × 200** / 1 × 300**	75	KEY Lock	79.492.XXX
1000	5:	2 × 100 / 2 × 200 / 1 × 300	200	KEY Lock	79.494.XXX
1000	7:	2 × 75 / 2 × 100 / 1 × 150** / 2 × 200**	75	KEY Lock	78.856.XXX
1000	7:	2 × 75 / 2 × 100 / 1 × 150 / 2 × 200	200	KEY Lock	78.858.XXX
1000	8:	2 × 75 / 4 × 100 / 1 × 150** / 1 × 200**	75	KEY Lock	78.860.XXX
1000	8:	2 × 75 / 4 × 100 / 1 × 150 / 1 × 200	200	KEY Lock	78.862.XXX



1450	10:	2 × 150 / 1 × 125 / 1 × 75 / 3 × 100 / 1 × 150 / 2 × 200	200	KEY Lock	78.868.XXX
1450	11:	1 × 150 / 1 × 125 / 1 × 75 / 5 × 100 / 2 × 150 / 1 × 200	200	KEY Lock	78.870.XXX
1450	12:	1 × 150 / 1 × 125 / 3 × 75 / 5 × 100 / 1 × 150 / 1 × 200	200	KEY Lock	78.872.XXX

**Übersetzung/Translation**

Seite / Page 12 von / of 21

# Anlage / Appendix 1 zu / to

Zertifikat / Certificate

Blatt / Page

60151564

0001

Ihr Zeichen / Client Reference

























Unser Zeichen / Our Reference

Ausstellungsdatum / Date of issue

0010 -- 60360848 002

10.09.2020

Depth 27 E

		18 × 27 E	27 × 27 E	36 × 27 E	54 × 27 E
		Cabinet floor area mm			
		411 × 572 mm	564 × 572 mm	717 × 572 mm	1023 × 572 mm
		Art. no. 	Art. no. 	Art. no. 	Art. no. 
Clear height mm	200	71.059.XXX	71.070.XXX		
383	300	71.060.XXX	71.071.XXX		
533	450	71.061.XXX	71.072.XXX		
650	550	71.062.XXX	71.073.XXX		
700	600	71.063.XXX	71.074.XXX	71.086.XXX	71.102.XXX
800	700		71.075.XXX		
850	750	71.401.XXX	71.076.XXX	71.087.XXX	71.103.XXX
1000	900	71.064.XXX	71.077.XXX	71.088.XXX	71.104.XXX
1150	1050				
1325	1225				
1450	1350			71.089.XXX	71.105.XXX
1625	1525				

◊ = on request

		18 × 27 E	27 × 27 E	36 × 27 E	54 × 27 E
		75 kg Load capacity			
		Drawer usable surface mm			
		Art. no. 	Art. no. 	Art. no. 	Art. no. 
Usable height mm	Shell height	72.000.XXX	72.012.XXX	72.042.XXX	72.080.XXX
50*	32,5	72.001.XXX	72.013.XXX	72.043.XXX	72.505.XXX
75	57,5	72.002.XXX	72.015.XXX	72.045.XXX	72.506.XXX
100	82,5		72.017.XXX	72.047.XXX	72.507.XXX
125	107,5		72.019.XXX	72.049.XXX	72.508.XXX
150	132,5	72.003.XXX	72.021.XXX	72.051.XXX	72.509.XXX
200	182,5	72.004.XXX			
250	232,5		72.023.XXX	72.053.XXX	
300	282,5	72.005.XXX	72.025.XXX	72.055.XXX	
* Drawers with a front height of 50 mm must be placed in the top position					
		200 kg Load capacity			
75	57,5		72.014.XXX	72.044.XXX	72.081.XXX
100	82,5		72.016.XXX	72.046.XXX	72.082.XXX
125	107,5		72.018.XXX	72.048.XXX	72.083.XXX
150	132,5		72.020.XXX	72.050.XXX	72.084.XXX
200	182,5		72.022.XXX	72.052.XXX	72.085.XXX
250	232,5		72.024.XXX	72.054.XXX	72.086.XXX
300	282,5		72.026.XXX	72.056.XXX	72.087.XXX

Übersetzung/Translation  
Seite / Page 13 von / of 21



**Anlage / Appendix 1 zu / to**

**Zertifikat / Certificate**

**Blatt / Page**

**60151564**

**0001**

**Ihr Zeichen / Client Reference**















**Unser Zeichen / Our Reference**


**Ausstellungsdatum / Date of issue**

0010 - - 60360848 002

10.09.2020

Depth 36 E

18 x 36 E	27 x 36 E	36 x 36 E	45 x 36 E	54 x 36 E	64 x 36 E	78 x 36 E
						
411 x 725 mm	564 x 725 mm	717 x 725 mm	870 x 725 mm	1023 x 725 mm	1193 x 725 mm	1431 x 725 mm
Art. no. 	Art. no. 	Art. no. 	Art. no. 	Art. no. 	Art. no. 	Art. no. 
71.065.XXX	71.078.XXX					
71.066.XXX	71.079.XXX					
71.067.XXX	71.080.XXX					
71.068.XXX	71.081.XXX					
71.069.XXX	71.082.XXX	71.090.XXX	71.098.XXX	71.106.XXX	71.110.XXX	71.114.XXX
	71.083.XXX	71.091.XXX				
71.407.XXX	71.084.XXX	71.092.XXX	71.099.XXX	71.107.XXX	71.416.XXX	71.421.XXX
71.408.XXX	71.085.XXX	71.093.XXX	71.100.XXX	71.108.XXX	71.111.XXX	71.115.XXX
		71.094.XXX				
		71.095.XXX			71.112.XXX	71.116.XXX
		71.096.XXX	71.101.XXX	71.109.XXX	71.113.XXX	71.117.XXX
		71.097.XXX				

18 x 36 E	27 x 36 E	36 x 36 E	45 x 36 E	54 x 36 E	64 x 36 E	78 x 36 E
						
306 x 612 mm	459 x 612 mm	612 x 612 mm	765 x 612 mm	918 x 612 mm	1088 x 612 mm	1326 x 612 mm
Art. no. 	Art. no. 	Art. no. 	Art. no. 	Art. no. 	Art. no. 	Art. no. 
72.006.XXX	72.027.XXX	72.057.XXX	72.072.XXX	72.088.XXX	72.805.XXX	72.806.XXX
72.007.XXX	72.028.XXX	72.058.XXX	72.540.XXX	72.510.XXX	72.515.XXX	72.517.XXX
72.008.XXX	72.030.XXX	72.060.XXX	72.541.XXX	72.511.XXX	72.516.XXX	72.518.XXX
-	72.032.XXX	72.062.XXX	72.542.XXX	72.512.XXX	-	-
72.009.XXX	72.034.XXX	72.064.XXX	72.543.XXX	72.513.XXX	-	-
72.010.XXX	72.036.XXX	72.066.XXX	72.544.XXX	72.514.XXX	-	-
-	72.038.XXX	72.068.XXX	-	-	-	-
72.011.XXX	72.040.XXX	72.070.XXX	-	-	-	-
-	72.029.XXX	72.059.XXX	72.073.XXX	72.089.XXX	72.096.XXX	72.103.XXX
-	72.031.XXX	72.061.XXX	72.074.XXX	72.090.XXX	72.097.XXX	72.104.XXX
-	72.033.XXX	72.063.XXX	72.075.XXX	72.091.XXX	72.098.XXX	72.105.XXX
-	72.035.XXX	72.065.XXX	72.076.XXX	72.092.XXX	72.099.XXX	72.106.XXX
-	72.037.XXX	72.067.XXX	72.077.XXX	72.093.XXX	72.100.XXX	72.107.XXX
-	72.039.XXX	72.069.XXX	72.078.XXX	72.094.XXX	72.101.XXX	72.108.XXX
-	72.041.XXX	72.071.XXX	72.079.XXX	72.095.XXX	72.102.XXX	72.109.XXX

Übersetzung/Translation  
Seite / Page 14 von / of 21

A.Henning



# Anlage / Appendix 1 zu / to

Zertifikat / Certificate

Blatt / Page

60151564

0001

Ihr Zeichen / Client Reference

Unser Zeichen / Our Reference

Ausstellungsdatum / Date of issue

0010 - - 60360848 002

10.09.2020



### Recessed hinged doors for pull-out and adjustable shelves

Made from sheet steel as a front closing option for the pull-out and adjustable shelves built into the housing beneath the drawers. The sum of the hinged door front heights and all drawer front heights must be equal to the clear height of the cabinet housing.



### Pull-out and adjustable shelves for recessed doors

Made from steel sheet, pigeon grey, NCS S 4502-B. Load capacity of pull-out shelf 75 kg, adjustable shelf 200 kg. Thanks to the 25 mm increments in the vertical supports of the cabinet housings, different shelves can be fitted in the same housing in any order.



### Raised edges on 3 sides and ribbed mat

Made from sheet steel, black, NCS S 9000-N, including ribbed mat, black.



### Cover panel, resin-coated

Surface and edging light grey, NCS S 1500-N, laminated chipboard (quality class E1), with melamine coating on both sides (manufactured according to standard EN 14322), 2 mm thick plastic edging on all sides, including pre-drilled holes and fastening material.



### Multiplex cover panel

Made of steamed beech veneers, glued in multiple layers and waterproof (DIN 68 705), bevelled edges, sanded, oiled and waxed surface. The panel is splash-proof, dirt-repellent and largely impervious to oil and grease. Including pre-drilled holes and fastening material.



### Housing base

Made from sheet steel, as height compensation, black, NCS S 9000-N.



### 2-way pallet/forklift truck base

Made from sheet steel for screwing to the underside of the housing, black, NCS S 9000-N. **Base cover only** for attaching as a cover on the front or rear.

Depth 27 E

	18x27 E	27x27 E
<b>Depth 27 E</b>		
<b>USTA Umlin</b>		
Hinged doors, recessed*	Art. no.	Art. no.
Mounted on the right H 450 mm	74.110.XXX	74.112.XXX
Mounted on the right H 600 mm	74.111.XXX	74.113.XXX
Mounted on the right H 750 mm	340.166.XXX	338.736.XXX
Mounted on the left H 450 mm	74.122.XXX	74.126.XXX
Mounted on the left H 600 mm	74.123.XXX	74.127.XXX
Mounted on the left H 750 mm	340.999.XXX	338.737.XXX
+ cylinders with different keys	222.376.000	
* without cylinder; please order this separately		
Adjustable shelf, H 75 mm (usable dimensions (W x D mm))	74.005.000 350 x 465	74.009.000 503 x 465
Pull-out shelf, H 100 mm (usable dimensions (W x D mm))	74.004.000 283 x 459	74.008.000 434 x 459
Raised edge with ribbed mat (Dimensions (W x D x H mm))	74.023.000 411 x 572 x 20	74.025.000 564 x 572 x 20
Ribbed mat only (Dimensions (W x D x H mm))	74.012.000 406 x 567 x 3	74.014.000 559 x 567 x 3
Resin-coated cover panel (Dimensions (W x D x H mm))	74.140.000 411 x 572 x 22	17.268.000 564 x 572 x 22
Multiplex cover panel (Dimensions (W x D x H mm))	12.590.000 411 x 572 x 20	12.592.000 564 x 572 x 20
Housing base, H 50 mm (Dimensions (W x D mm))	74.045.000 411 x 540	74.049.000 564 x 540
Housing base, H 100 mm (Dimensions (W x D mm))	74.046.000 411 x 540	74.050.000 564 x 540
Base, without cover, H 100 mm (Dimensions (W x D mm))	-	-
Cover only, H 100 mm	-	-

Übersetzung/Translation

Seite / Page 15 von / of 21



# Anlage / Appendix 1 zu / to

Zertifikat / Certificate

Blatt / Page

60151564

0001

Ihr Zeichen / Client Reference

Unser Zeichen / Our Reference

Ausstellungsdatum / Date of issue

0010 -- 60360848 002

10.09.2020

Depth 27 E					Depth 36 E			
36 x 27 E	54 x 27 E	18 x 36 E	27 x 36 E	36 x 36 E	45 x 36 E	54 x 36 E	64 x 36 E	78 x 36 E
Art. no.	Art. no.	Art. no.	Art. no.	Art. no.	Art. no.	Art. no.	Art. no.	Art. no.
74.128.XXX	-	74.110.XXX	74.112.XXX	74.128.XXX	-	-	-	-
74.129.XXX	-	74.111.XXX	74.113.XXX	74.129.XXX	-	-	-	-
338.735.XXX	-	340.166.XXX	338.736.XXX	340.735.XXX	-	-	-	-
74.130.XXX	-	74.122.XXX	74.126.XXX	74.130.XXX	-	-	-	-
74.131.XXX	-	74.123.XXX	74.127.XXX	74.131.XXX	-	-	-	-
340.048.XXX	-	340.999.XXX	338.737.XXX	340.048.XXX	-	-	-	-
222.376.000	-		222.376.000		-	-	-	-
74.105.000 656 x 465	-	74.007.000 350 x 618	74.011.000 503 x 618	74.106.000 656 x 618	-	-	-	-
-	-	74.006.000 281 x 612	74.010.000 434 x 612	342.371.080 587 x 612	-	-	-	-
74.027.000 717 x 572 x 20	74.030.000 1023 x 572 x 20	74.024.000 411 x 725 x 20	74.026.000 564 x 725 x 20	74.028.000 717 x 725 x 20	74.029.000 870 x 725 x 20	74.031.000 1023 x 725 x 20	74.032.000 1193 x 725 x 20	74.033.000 1431 x 725 x 20
74.016.000 712 x 567 x 3	74.019.000 1018 x 567 x 3	74.013.000 406 x 720 x 3	74.015.000 559 x 720 x 3	74.017.000 712 x 720 x 3	74.018.000 865 x 720 x 3	74.020.000 1018 x 720 x 3	74.021.000 1188 x 720 x 3	74.022.000 1426 x 720 x 3
17.270.000 717 x 572 x 22	74.143.000 1023 x 572 x 22	74.141.000 411 x 725 x 22	17.269.000 564 x 725 x 22	17.271.000 717 x 725 x 22	74.142.000 870 x 725 x 22	74.144.000 1023 x 725 x 22	74.145.000 1193 x 725 x 22	74.146.000 1431 x 725 x 22
12.594.000 717 x 572 x 20	12.597.000 1023 x 572 x 20	12.591.000 411 x 725 x 20	12.593.000 564 x 725 x 20	12.595.000 717 x 725 x 20	12.596.000 870 x 725 x 20	12.598.000 1023 x 725 x 20	12.599.000 1193 x 725 x 20	12.600.000 1431 x 725 x 20
74.053.000 717 x 540	74.057.000 1023 x 540	74.047.000 411 x 693	74.051.000 564 x 693	74.055.000 717 x 693	74.056.000 870 x 693	74.058.000 1023 x 693	74.059.000 1193 x 693	74.060.000 1431 x 693
74.054.000 717 x 540	-	74.048.000 411 x 693	74.052.000 564 x 693	-	-	-	-	-
74.061.000 717 x 506	74.064.000 1023 x 506	-	74.410.000 564 x 659	74.062.000 717 x 659	74.063.000 870 x 659	74.065.000 1023 x 659	74.065.000 1193 x 659	74.065.000 1431 x 659
74.066.000	74.068.000	-	74.411.000	74.066.000	74.067.000	74.068.000	74.069.000	74.070.000

Übersetzung/Translation  
Seite / Page 16 von / of 21

A.Henning

17.4



**Anlage / Appendix 1 zu / to**

Zertifikat / Certificate  
60151564

Blatt / Page  
0001

Ihr Zeichen / Client Reference

Unser Zeichen / Our Reference

Ausstellungsdatum / Date of issue

0010 - - 60360848 002

10.09.2020



**Raised edges on 4 sides, with push-bar**

Made from sheet steel, black, NCS S 9000-N, including ribbed mat, black. Push-bar consisting of a pair of plastic handle grips, RAL 9006 white aluminium, and aluminium tube Ø 25 mm, clear anodised.

	Depth 27 E	
	18 x 27 E	27 x 27 E
<b>Hinged doors, recessed*</b>	Art. no.	Art. no.
<b>Raised edge, H 53 mm</b>	74.034.000	74.036.000
Dimensions (W x D mm)	411 x 572	564 x 572
Direction of travel	lengthwise	lengthwise



**Pair of castor holders**

Consisting of 2 swivel castors with brakes and 2 fixed castors. Castor holders, sendzimir galvanised. Nylon castors black, rubber castors grey.

<b>with nylon castors*, Ø 100 mm</b>	74.071.000	74.071.000
H/Load capacity kg	137/400	137/400
Direction of travel	lengthwise	lengthwise
<b>with rubber castors* Ø 100 mm</b>	74.072.000	74.072.000
H/Load capacity kg	137/400	137/400
Direction of travel	lengthwise	lengthwise
<b>with rubber castors*, Ø 160 mm</b>	-	74.075.000
H/Load capacity kg	-	209/600
Direction of travel	-	lengthwise

**!** For safety reasons, mobile drawer cabinets must be fitted with a push-bar and a single drawer safety catch.



**Protective strip**

Made of black polythene, including fastening screws for mounting on the sides of the drawer cabinet. Two protective strips must be attached to each side.

<b>Protective strip</b>	333.888.000
Length (mm)	567



**Levelling foot set**

Set consisting of 4 plastic pivot feet, Ø 50 mm, including mounting plates and fastening screws. Adjustment range: 45 – 90 mm. Load capacity: 1200 kg/foot. Art. no. 69.919.000

Übersetzung/Translation

Seite / Page 17 von / of 21

**Anlage / Appendix 1 zu / to**

**Zertifikat / Certificate**  
**60151564**

**Blatt / Page**  
**0001**

**Ihr Zeichen / Client Reference**

**Unser Zeichen / Our Reference**

**Ausstellungsdatum / Date of issue**

0010 - - 60360848 002

10.09.2020

Depth 27 E				Depth 36 E				
36 x 27 E	54 x 27 E	18 x 36 E	27 x 36 E	36 x 36 E	45 x 36 E	54 x 36 E	64 x 36 E	78 x 36 E
Art. no.	Art. no.	Art. no.	Art. no.	Art. no.	Art. no.	Art. no.	Art. no.	Art. no.
74.038.000 717 x 572 crosswise	74.041.000 1023 x 572 crosswise	74.035.000 411 x 725 lengthwise	74.037.000 564 x 725 lengthwise	74.039.000 717 x 725 lengthwise	74.040.000 870 x 725 crosswise	74.042.000 1023 x 725 crosswise	74.043.000 1193 x 725 crosswise	74.044.000 1431 x 725 crosswise
74.077.000 137/400 crosswise	74.077.000 137/400 crosswise	74.073.000 137/400 lengthwise	74.073.000 137/400 lengthwise	74.073.000 137/400 lengthwise	74.080.000 137/400 crosswise	74.080.000 137/400 crosswise	74.080.000 137/400 crosswise	74.080.000 137/400 crosswise
74.078.000 137/400 crosswise	74.078.000 137/400 crosswise	74.074.000 137/400 lengthwise	74.074.000 137/400 lengthwise	74.074.000 137/400 lengthwise	74.081.000 137/400 crosswise	74.081.000 137/400 crosswise	74.081.000 137/400 crosswise	74.081.000 137/400 crosswise
74.079.000 209/600 crosswise	74.079.000 209/600 crosswise	-	74.076.000 209/600 lengthwise	74.076.000 209/600 lengthwise	74.082.000 209/600 crosswise	74.082.000 209/600 crosswise	74.082.000 209/600 crosswise	74.082.000 209/600 crosswise
333.888.000 567				323.434.000 720				

Übersetzung/Translation

Seite / Page 18 von / of 21



# Anlage / Appendix 1 zu / to

Zertifikat / Certificate  
60151564

Blatt / Page  
0001

Ihr Zeichen / Client Reference


Unser Zeichen / Our Reference

Ausstellungsdatum / Date of issue

0010 - - 60360848 002

10.09.2020



**D**  725 mm

**H**  850 mm (without Levelling feet)



**C1** Hinged door cabinet

1 Adjustable shelf  
4 Levelling feet

Doors mounted	 W	LISTA unit	Art. No. 
right	411 mm	<b>18 × 36 E</b>	69.941.XXX
left	411 mm	<b>18 × 36 E</b>	69.942.XXX
right	564 mm	<b>27 × 36 E</b>	69.943.XXX
left	564 mm	<b>27 × 36 E</b>	69.944.XXX
right	717 mm	<b>36 × 36 E</b>	69.945.XXX
left	717 mm	<b>36 × 36 E</b>	69.946.XXX



**C2** Disposal cabinet

Load capacity: 200 kg  
4 Levelling feet

Capacity	 W	LISTA unit	Art. No. 
1 × 60l	411 mm	<b>18 × 36 E</b>	69.937.XXX
2 × 60l	564 mm	<b>27 × 36 E</b>	69.938.XXX
4 × 60l	1023 mm	<b>54 × 36 E</b>	69.939.XXX



**C5** Media supply cabinet

1 Galvanised drip tray  
4 Levelling feet



Hose port	 W	LISTA unit	Art. No. 
1	411 mm	<b>18 × 36 E</b>	69.930.XXX
2	411 mm	<b>18 × 36 E</b>	69.931.XXX
2	564 mm	<b>27 × 36 E</b>	69.932.XXX
3	717 mm	<b>36 × 36 E</b>	69.933.XXX
4	1023 mm	<b>54 × 36 E</b>	69.934.XXX
5	1193 mm	<b>64 × 36 E</b>	69.935.XXX



**C6** Power module cabinet

**Version 1**

1 × switch/socket outlet 230 V  
2 × 2 socket outlets 230 V  
2 × 2 network sockets RJ45  
4 Levelling feet

Type	 W	LISTA unit	Art. No. 
CH	411 mm	<b>18 × 36 E</b>	69.910.XXX
D / PE	411 mm	<b>18 × 36 E</b>	69.912.XXX
F	411 mm	<b>18 × 36 E</b>	69.914.XXX
GB	411 mm	<b>18 × 36 E</b>	69.916.XXX
CH	411 mm	<b>18 × 36 E</b>	69.911.XXX
D / PE	411 mm	<b>18 × 36 E</b>	69.913.XXX
F	411 mm	<b>18 × 36 E</b>	69.915.XXX
GB	411 mm	<b>18 × 36 E</b>	69.917.XXX

**Version 2**

1 × switch/socket outlet 230 V  
2 × 2 socket outlets 230 V  
2 × compressed-air connections  
DN7 (inlet: push-on nipple: DN5;  
outlet: quick-release coupling DN5)  
4 Levelling feet

Übersetzung/Translation

Seite / Page 19 von / of 21

# Anlage / Appendix 1 zu / to

Zertifikat / Certificate  
**60151564**

Blatt / Page  
**0001**

Ihr Zeichen / Client Reference

Unser Zeichen / Our Reference

Ausstellungsdatum / Date of issue

0010 -- 60360848 002


10.09.2020

## Drawer cabinets with hinged or sliding doors




**36 x 27 E**

**W** → 717 mm

**D** ↗ 600 mm

 612 x 459 mm





<b>H</b> ↑ mm	Drawers mm	Pull-out shelves			Art. no. 
1020	1 x 75	2	75	KEY Lock	79.400.XXX
1020	1 x 75	2	200	KEY Lock	79.402.XXX
1020	2 x 75	1	75	KEY Lock	79.404.XXX
1020	2 x 75	1	200	KEY Lock	79.406.XXX
1020	3 x 75	1	75	KEY Lock	79.408.XXX
1020	3 x 75	1	200	KEY Lock	79.410.XXX
1020	3 x 75	2	75	KEY Lock	79.412.XXX
1020	3 x 75	2	200	KEY Lock	79.414.XXX
1020	4 x 75	-	75	KEY Lock	79.416.XXX
1020	4 x 75	-	200	KEY Lock	79.418.XXX
1020	5 x 75	-	75	KEY Lock	79.420.XXX
1020	5 x 75	-	200	KEY Lock	79.422.XXX




**2 x 36 x 27 E**

**W** → 1430 mm

**D** ↗ 627 mm

 612 x 459 mm



<b>H</b> ↑ mm	Drawers mm	Pull-out shelves			Art. no. 
1020	2 x 75	6	75	KEY Lock	79.424.XXX
1020	2 x 75	6	200	KEY Lock	79.425.XXX
1020	4 x 75	2	75	KEY Lock	79.426.XXX
1020	4 x 75	2	200	KEY Lock	79.427.XXX
1020	6 x 75	2	75	KEY Lock	79.428.XXX
1020	6 x 75	2	200	KEY Lock	79.429.XXX
1020	8 x 75	-	75	KEY Lock	79.430.XXX
1020	8 x 75	-	200	KEY Lock	79.431.XXX
1020	4 x 75	4	75	KEY Lock	79.432.XXX
1020	4 x 75	4	200	KEY Lock	79.433.XXX
1020	10 x 75	-	75	KEY Lock	79.434.XXX
1020	10 x 75	-	200	KEY Lock	79.435.XXX


Übersetzung/Translation  
Seite / Page 20 von / of 21




**Anlage / Appendix 1 zu / to**
**Zertifikat / Certificate**
**Blatt / Page**
**60151564**
**0001**
**Ihr Zeichen / Client Reference**
**Unser Zeichen / Our Reference**
**Ausstellungsdatum / Date of issue**


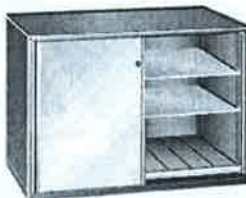
0010 - - 60360848 002




10.09.2020

**36 × 36 E**
**W → 717 mm**
**D ↗ 753 mm**

 612 × 612 mm


H ↑ mm	Drawer top mm	Drawers mm	Pull-out shelves			Art. no. 
1020	-	2 × 75	2	75	KEY Lock	78.222.XXX
1020	-	2 × 75	2	200	KEY Lock	79.436.XXX
1020	2 adjustable shelves	-	2	75	KEY Lock	78.220.XXX
1020	2 adjustable shelves	-	2	200	KEY Lock	79.454.XXX
1020	-	4 × 75	1	75	KEY Lock	79.446.XXX
1020	-	4 × 75	1	200	KEY Lock	79.448.XXX
1020	1 × 150	2 × 75	2	75	KEY Lock	79.456.XXX
1020	1 × 150	2 × 75	2	200	KEY Lock	79.458.XXX
1020	1 × 50 / 1 × 100	1 × 75 / 2 × 100	1	75	KEY Lock	79.460.XXX
1020	1 × 50 / 1 × 100	1 × 75 / 2 × 100	1	200	KEY Lock	79.462.XXX
1020	2 × 75	3 × 75	1	75	KEY Lock	79.464.XXX
1020	2 × 75	3 × 75	1	200	KEY Lock	79.466.XXX
1450	-	2 × 75 / 1 × 150	2	75	KEY Lock	78.256.XXX
1450	-	2 × 75 / 1 × 150	2	200	KEY Lock	79.468.XXX
1450	3 adjustable shelves	-	2	75	KEY Lock	78.224.XXX
1450	3 adjustable shelves	-	2	200	KEY Lock	79.470.XXX
1450	-	2 × 75 / 3 × 150	-	75	KEY Lock	79.472.XXX
1450	-	2 × 75 / 3 × 150	-	200	KEY Lock	79.474.XXX

**2 × 36 × 36 E**
**W → 1430 mm**
**D ↗ 780 mm**

 612 × 612 mm


H ↑ mm	Drawers mm	Pull-out shelves			Art. no. 
1020	4 × 75	2	75	KEY Lock	78.259.XXX
1020	4 × 75	2	200	KEY Lock	79.482.XXX
1020	4 adjustable shelves	2	75	KEY Lock	78.258.XXX
1020	4 adjustable shelves	2	200	KEY Lock	79.485.XXX
1020	4 × 75	4	75	KEY Lock	79.478.XXX
1020	4 × 75	4	200	KEY Lock	79.479.XXX

**Übersetzung/Translation**  
 Seite / Page 21 von / of 21

A. Henning

